

Alisan beam system



ISO 9001

BUREAU VERITAS
Certification

Nº 7002938



Encofrados J. Alsina, S.A.

Pol. Ind. Pla d'en Coll - Camí de la Font Freda, 1
08110 - Montcada i Reixac (Barcelona - Spain)
Tel. (+34) 935 753 000 - Fax (+34) 935 647 059
E-mail: alsina@alsina.com

www.alsina.com

ALISAN BEAM: load bearing beam system



characteristics of the system ▼

► Secure



A 0,62m support space helps avoid panel deflection in 95% of formwork builds.

It is totally safe to step on any part of the formwork.

The Panels slot into the lipped main girder, fixing them in place without the need for nails.

► Profitable



Quick and simple system to assemble and dismantle, consisting of three basic elements (Main Girder, Support Girder, and Beam Support)

The majority of the components are recoverable 3 days after concreting, and can be reused on the build. All that must be maintained in place is one prop for every Beam Support.

A wide and secure corridor

▼
A formwork system, reusable on the build, for one way flat and/or hanging beam formwork with prefabricated beams and prefabricated lightweight bricks.

The system provides an efficient, quick and safe solution. It consists of three main elements: the Main Girder, the Beam Support, and the Girder Support, the latter coming in two standard widths 0,98 m and 1,97 m, and a special width of 1,18 m.

It is also possible to build one way horizontal formwork using our Alumecano and Ecomecano Systems. For more information we recommend reading the "Crea" report in "Alsitec Informs", and the study carried out by the University of Valencia (UPV) on the different types of formwork recovery.

The Alisan beam system is assembled using the following accessories:

- Alisan Tripod
- Alisan Prop (1 to 6 m heights)
- The Alisan Panel Range
- Mecano Safety Rail
- Column Base Finishing Plates
- Alisan Skirting
- Alsina Fall Prevention System

► Versatile



All conventional props are compatible with the system.
Provides a simple and safe solution to projections.
Provides solutions for angled structures, with the help of the Beam Joining Bracket
Provides solutions for swaying beams, with the help of the Mobile Girder tie bracket
The design of the lipped girder provides perfect support for the beams.

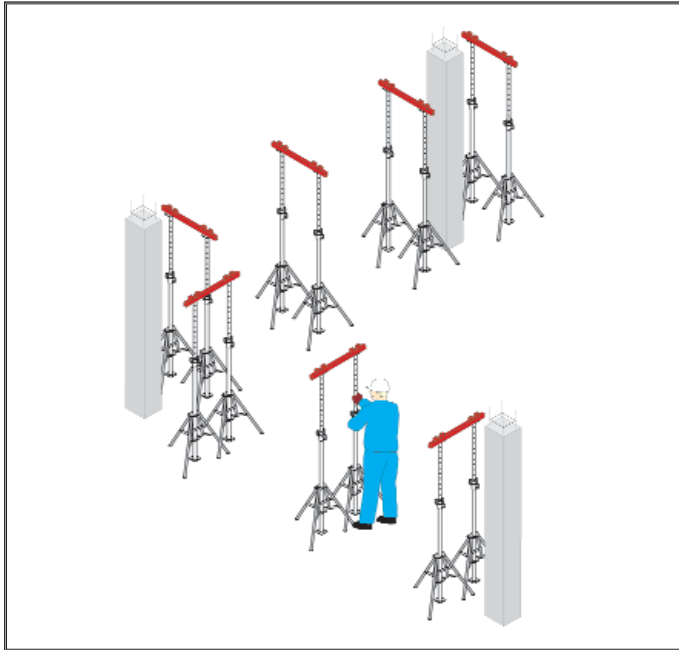
► High Quality Finish



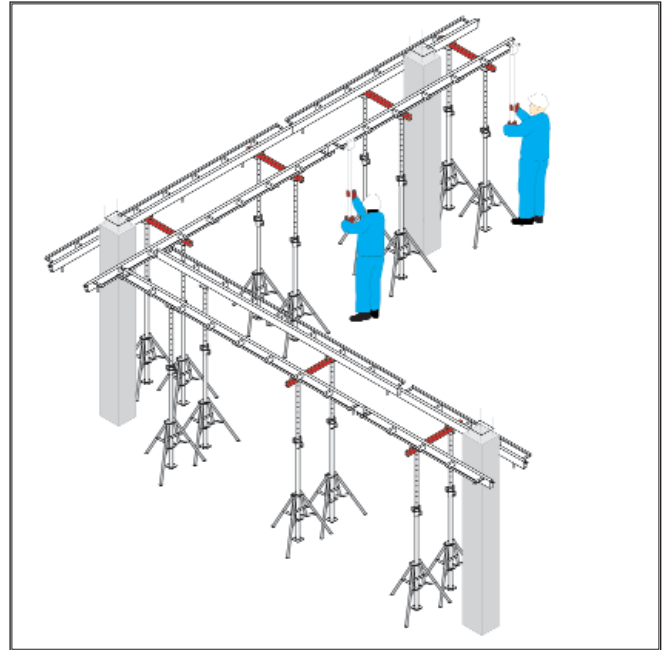
The Alisan Beam System facilitates finishing the ends of the beams with skirting and finishing plates.
For skirting the hanging beams, depending on the thickness of the beam, other Alsina wall formwork systems can be used: such as Steel Ply Walls, Alisply Walls, or Alisan Skirting.

Assembly of the Alisan Beam

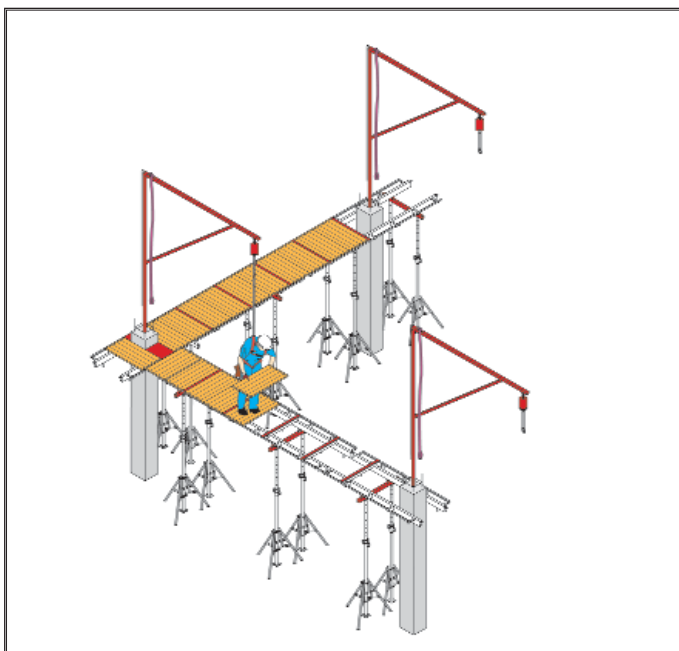
01 Set up of the Support Girders



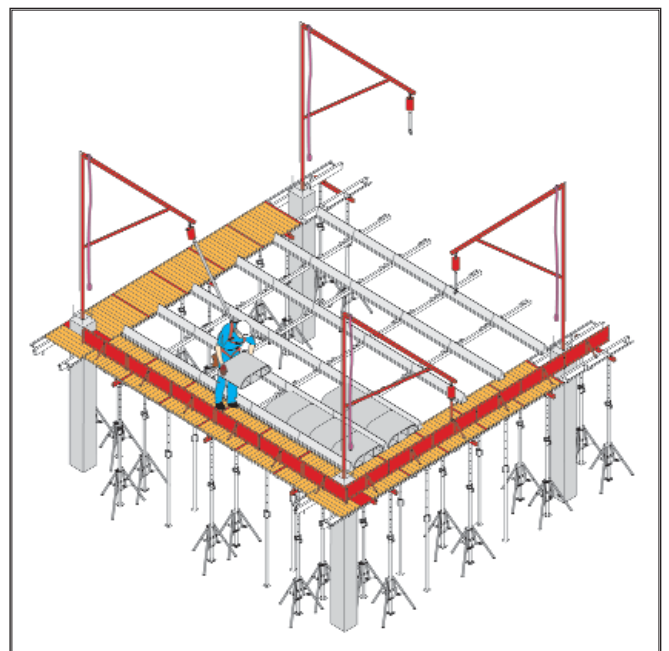
02 Set up of the Lipped Girders



03 Placement of the Panels and beam supports



04 Placement of the finishing plates and the Alisan Skirting (*)

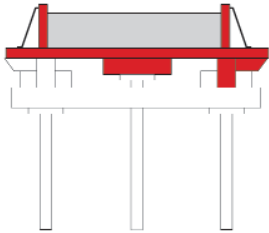


(*) For builds at height the existing safety regulations will be followed. Alisina recommends using the Fall Prevention System, but doesn't rule out alternative products.

Alisan Beam Form Release

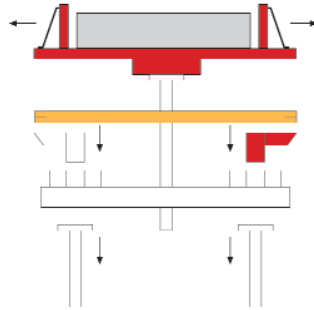
phase one

Once the beam formwork is ready, we proceed to concrete and then wait three days for it to set.



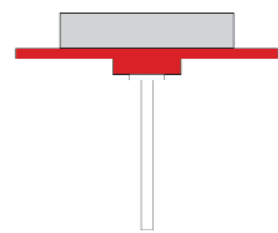
phase two

Three days after concreting, the non load bearing material is recovered: Lipped Girders, Support Girders and their Props and Panels.



underpinning

The beam formwork remains shored up with one Beam Support and one Prop until 21 or 28 days have elapsed and the concrete has acquired its typical strength.



lipped girder

The Alisan Beam Formwork's Lipped Girder provides a stable and secure support for the Alisan Panel.



standard material usage

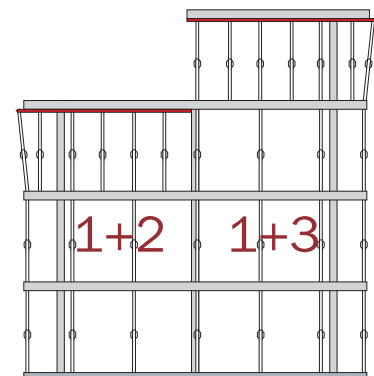
The Alisan Beam Formwork System requires little material per linear metre, standard material usage is shown below:

Material Requirements for 1 m² of formwork

- 0,40 units of 4 m Lipped Main Girder
- 0,08 units of 3 m Lipped Main Girder
- 0,08 units of 2 m Lipped Main Girder
- 0,30 units of 0.98 m Support Girder
- 0,75 units of 0.98 m Beam Support
- 2,0 units of Alisan II Panel
- 2,90 units of Props

1+2 and 1+3 concept

The concept of completed floor + propped floor is related to the recovery of 80% of the kit three days after concreting. The remaining 20% has to remain in place until 21 or 28 days have elapsed. See Alsitec's Report in the "Alsitec Informs" section.



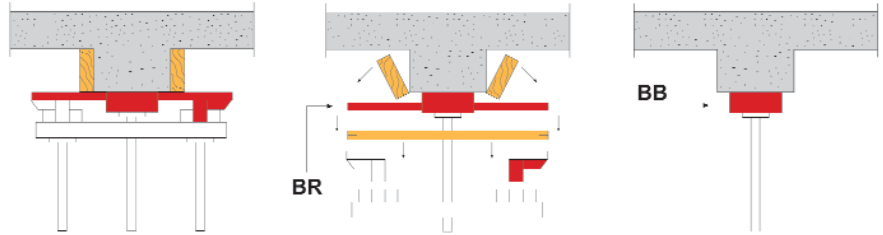
Alisan Beam Formwork Solutions

hanging beams

It is assembled in the same way as flat beams, but substituting the Beam Support for the Mobile Support which consists of two elements:

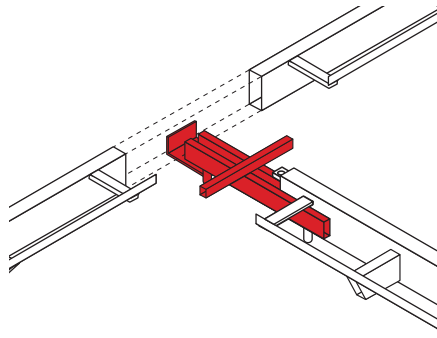
- The mobile support bracket rest (BR).
- The mobile support bracket body (BB).

Three days after concreting, all of the formwork parts are recovered except for one prop, and the mobile support bracket for every linear metre of beam formwork.



perpendicular joining bracket

System accessory used for 90 degree cross-sections of beam formwork. It is easily installed.



mobile joining bracket

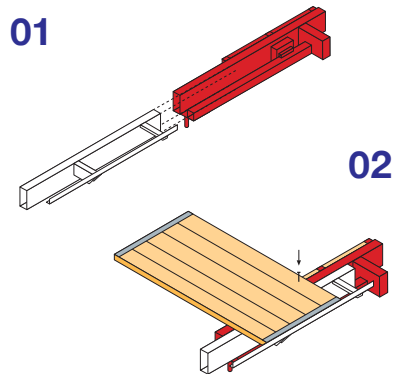
System accessory used for varied angled cross-sections of beam formwork. It is easily installed.



Shows the mobile link for non perpendicular sections

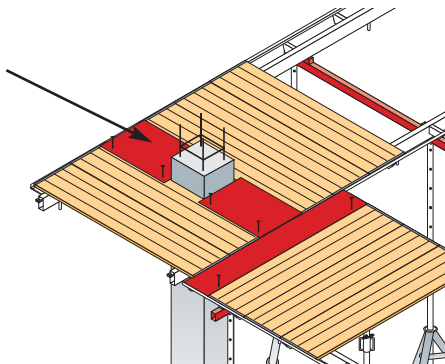
girder extension

Accessory that enables the standard formwork parts to be tailored to specific lengths, above all in cross sections with walls. It has a wood inlay so that the formwork surface can be nailed down and secured.



column finishing plate

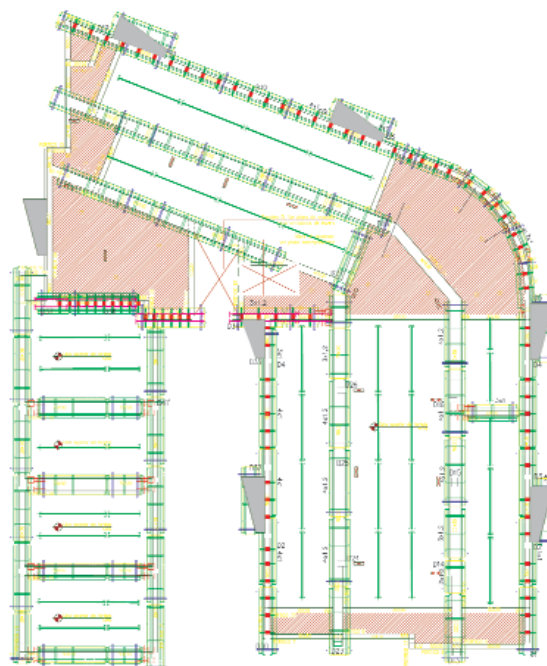
Plate for finishing off the meeting point of the formwork system with columns and walls. Its use generates savings in timber usage.



alsitec

The Alsina Group has a Technical Department called Alsitec.

Here, all of the technical studies of the builds are carried out using advanced computer programs to determine the quantity of material required, and its optimal distribution and placement onsite.



Applications of the Alisan Beam System

