

ALISPLY WALLS

PRODUCT BROCHURE



Alisply Walls



Hydraulic project in Asia

Removable formwork system for concrete walls, designed to be handled by crane. Alisply is formed by a galvanized steel frame and a lining of phenolic resin-coated plywood $\frac{9}{16}$ " (15 mm) thick. Large surface areas 32.3 and 64.6 sf (3 and 6 m²) can be created with minimal space between the panels, due to its carefully researched steelreinforced structure. Alisply only needs two tie rods for every 9'-10 $\frac{1}{8}$ " (3 m) of height. This allows the wall to have a finish without excessive imperfections.



Manual clamp GR-2

The joint and alignment system of the panels is made using the GR-2 Alisply Clamp. Its design allows you to join and align the panels with only one hand. Alisply Adjustable Clamps may also be used, which allow you to incorporate extensions of up to 10 $\frac{1}{4}$ " (26 cm) wide between panels.



Quick

The Alisply Wall System, along with its accessories, is designed for quick and easy assembly. The support of the 5 $\frac{7}{8}$ " (15 cm) framework facilitates assembly and alignment of the panels.

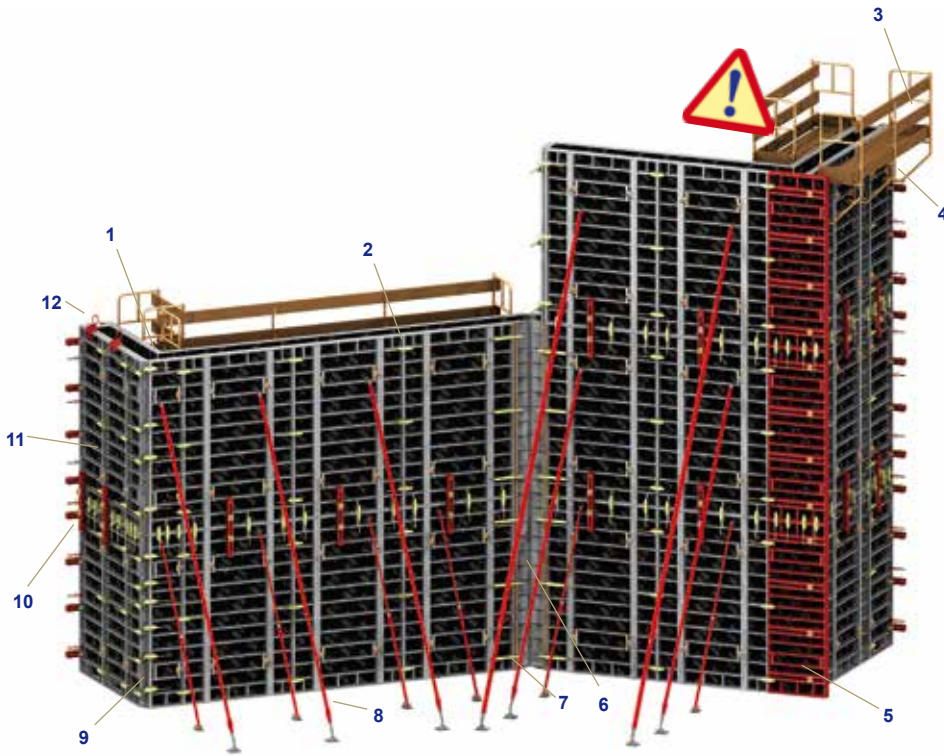


Smooth finish

Alisply Walls, with a phenolic resin-coated plywood formwork surface of $\frac{9}{16}$ " (15 mm), provide a fair-faced concrete finish. Also, it allows for the defining of the texture of the concrete through the positioning of chamfer strips or other components that easily adhere to the lining.

Components

1. Interior corner
2. Alisply GR-2 clamp
3. Side railing
4. Alisply walkway bracket
5. Alisply Universal panel
6. Hinged corner
7. Alisply adjustable clamp
8. Aligners
9. Outside corner
10. Waler
11. Alisply panel
12. Lifting bracket



19'-8 1/4" (6 m)

16'-4 7/8" (5 m)

13'-1 1/2" (4 m)

9'-10 1/8" (3 m)

6'-6 3/4" (2 m)

3'-3 3/8" (1 m)



19'-8 1/4" (6 m)

16'-4 7/8" (5 m)

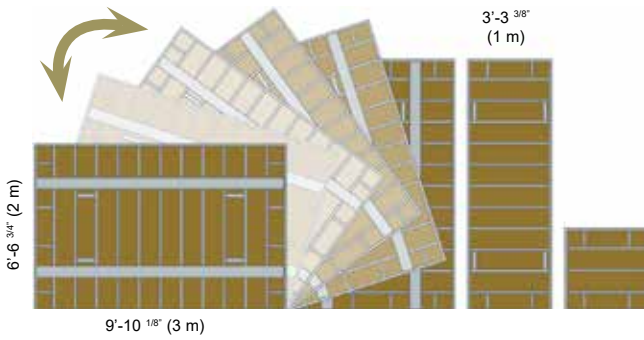
13'-1 1/2" (4 m)

9'-10 1/8" (3 m)

6'-6 3/4" (2 m)

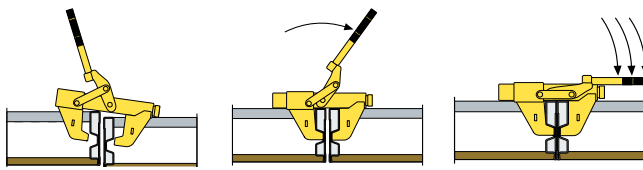
3'-3 3/8" (1 m)





Alisply Panel

Formed by a galvanized steel frame and a phenolic plywood formwork surface of $\frac{1}{16}''$ (15 mm). The sizing and the position of the ties makes it possible to take down the panel so that it can be used both vertically and horizontally.



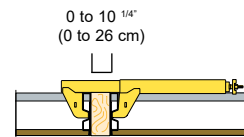
Manual clamp

The Alisply GR-2 clamp joins, aligns and braces the panels in one step without having to use tools. It is not necessary to have the clamps coincide with the position of the cross beams. It has a pressure regulator.



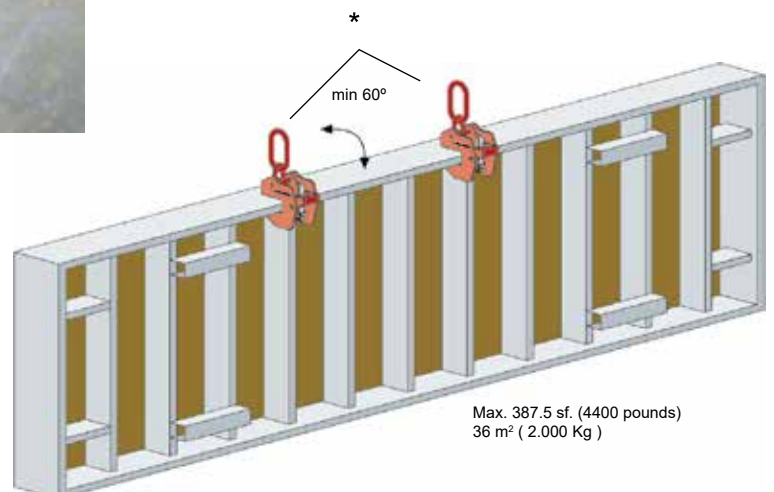
Adjustable clamp

The Adjustable Clamp is designed for the positioning of panels requiring wood fillers; it can accommodate a complement of up to $10 \frac{1}{4}''$ (26 cm) in width. Just like the GR-2 Clamp, it may be positioned on any point of the frame.



Lifting bracket

Essential element for the movement of the wall modules with crane. Quick, easy and manual positioning; has a safety device that prevents accidental opening.





Modular

The sizing and the position of the ties makes it possible to take down the panel so that it can be used both vertically and horizontally.



Stepped footings

The Clamp can be attached to any part of the steel frame, giving great versatility, and enabling the construction of stepped walls, with both vertical and horizontal panel alignment.



Battered walls

Alisply Panels have been designed so that when the Dywidag tie bars are inserted, the steel frame is not touched, This facilitates the construction of sloping walls, and the cleaning of the components.

Wall corners

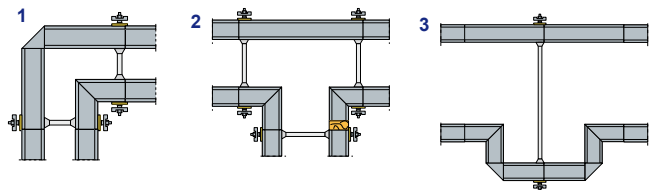
Using the Outside Corner Angle, two standard panels are joined with the appropriate width based on the thickness of the wall. (1)

Pilasters

Close-up of the separation between the columns built against a wall with the standard components of the Alisply Wall system. (3)

Wall t-corners

Close-up of the separation where the walls meet with the standard components of the Alisply wall system. (2)





Alisply waler

Designed for use in the transportation, and handling of larger panel size where the use of Clamps is less effective, Alisply Waler give more rigidity, and provide a totally secure system that cannot be disassembled. The Alisply Waler can be used both horizontally and vertically, for panels with a minimum width of 23 ^{5/8}" (60 cm).



Alisply Universal

A panel for defining column thicknesses used to tailor the formwork to specific measurements. This is used predominantly in wall formwork finishes. It comprises of a metal frame, similar to that used in Alisply Walls, with 4 struts perforated with "reduction" holes every 2" (5 cm). It enables the following wall formwork finishes bulkheads, starting points and overlaps.



Tie-off rod

It's an indispensable component for the safe anchoring of the worker. It is very easy to place and has several positions in any Alisply Panel.



One-sided walls

Support structure for implementing a one-sided walls. The system consists of a reinforced brace frames that are coupled with two Alisply Panel horizontal primary beams.

Hinged corners

The Outside Hinged Corner panels are an easy solution for the corners of walls with non-right angles. Facilitating the joining of two standard panels with the appropriate width based on the thickness of the wall.



Aligners

Accessory to stabilize and plumb the wall modules. Designed without thread in the upper part to avoid concrete accumulation, it has an easy to remove base plate and various possibilities for securing to the ground.



Climbing systems

This element allows piles and walls of climbing cycles with pouring in heights to be formed with total safety for the laborers.